



Lifting force tables for ET18

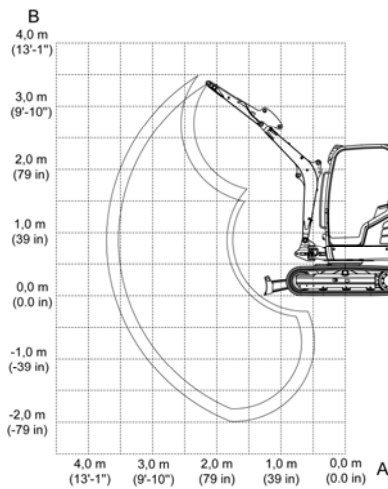


Fig. 1: Lifting force table -
Revolving superstructure not
tilted

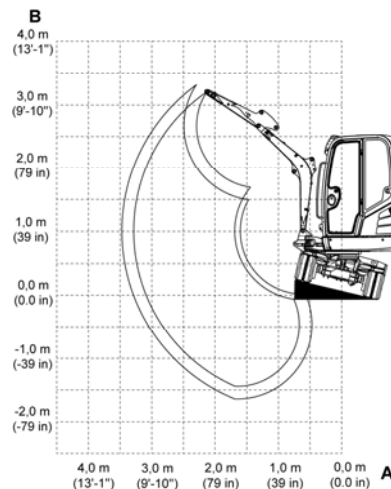


Fig. 2: Lifting force table – Revolving
superstructure tilted, arm system uphill
(gradient 15°)

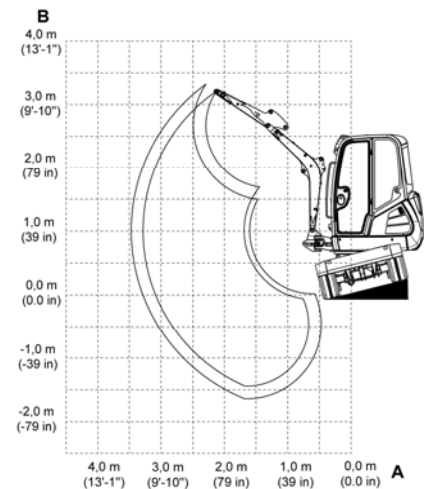


Fig. 3: Lifting force table – Revolving
superstructure tilted, arm system uphill
(gradient 15°)

Designation	Explanation
A	Outreach from center of rotating ring
B	Load hook height
max	Permissible weight or mass value with extended arm system
	With or without dozer blade support in travel direction
	With or without dozer blade support 90° to the travel direction
	Dozer blade down
	Dozer blade up
	Telescopic travel gear extended

The lifting force of the vehicle is limited by the hydraulic capacity or by the tilting safety mechanism.

Neither 75% of the static tipping load nor 87% of the hydraulic lifting force are exceeded.

Base of calculation: according to ISO 10567. Set pressure at the lifting arm cylinder:

ET 18: 20000 kPa (2900 psi)

















The lifting capability applies for vehicles under the following conditions:

- Lubricants and operating materials at the prescribed levels.
- Full fuel tank.
- Cabin or canopy.
- Vehicle at operating temperature.
- Weight of the operator 75 kg (165 lbs.).



















**WACKER
NEUSON**
all it takes!

Lifting force tables ET18 – Revolving superstructure not tilted

A B				3.0 m (9'-10")			2.5 m (98 in)			2.0 m (79 in)			1.5 m ()		
															
2.5 m (98 in)	382 (842)	290 (639)	249 (549)	-	-	-	366 (807)	318 (701)	274 (604)	-	-	-	-	-	-
2.0 m (79 in)	384 (847)	239 (527)	203 (448)	-	-	-	371 (818)	316 (697)	271 (597)	-	-	-	-	-	-
1.0 m (39 in)	402 (886)	201 (443)	169 (373)	423 (933)	228 (503)	193 (425)	492 (1,085)	295 (605)	251 (553)	641 (1,413)	399 (880)	340 (750)	-	-	-
0.0 m (0.0 in)	430 (948)	204 (450)	171 (377)	466 (1,027)	219 (483)	183 (403)	591 (1,303)	277 (611)	233 (514)	814 (1,795)	370 (816)	312 (688)	1257 (2,771)	550 (1,213)	463 (1,021)
-1.0 m (-39 in)	461 (1,016)	263 (580)	222 (489)	-	-	-	507 (1,118)	279 (615)	234 (516)	702 (1,548)	372 (820)	314 (692)	1004 (2,213)	559 (1,232)	473 (1,043)
-1.5 m (-59 in)	460 (1,014)	378 (833)	321 (708)	-	-	-	-	-	-	475 (1,047)	386 (851)	327 (721)	705 (1,554)	575 (1,268)	488 (1,076)

Tab. 1: Lifting force tables ET18 revolving superstructure not tilted – cabin and standard travel gear with short dipper stick

















A B				3.0 m (9'-10")			2.5 m (98 in)			2.0 m (79 in)			1.5 m ()		
															
2.5 m (98 in)	341 (752)	252 (556)	215 (474)	-	-	-	304 (670)	304 (670)	276 (609)	-	-	-	-	-	-
2.0 m (79 in)	346 (763)	213 (470)	180 (397)	335 (739)	237 (523)	201 (443)	318 (701)	316 (697)	272 (600)	-	-	-	-	-	-
1.0 m (39 in)	365 (805)	181 (399)	151 (333)	392 (864)	225 (496)	190 (419)	448 (988)	294 (648)	249 (549)	567 (1,250)	401 (884)	343 (756)	-	-	-
0.0 m (0.0 in)	393 (866)	183 (403)	152 (335)	454 (1,001)	213 (470)	178 (392)	573 (1,263)	272 (600)	228 (503)	793 (1,748)	364 (803)	306 (675)	1271 (2,802)	539 (1,188)	453 (999)
-1.0 m (-39 in)	426 (939)	227 (500)	189 (417)	-	-	-	541 (1,193)	268 (591)	224 (494)	740 (1,631)	361 (796)	303 (668)	1089 (2,401)	544 (1,199)	457 (1,008)
-1.5 m (-59 in)	440 (970)	299 (659)	252 (556)	-	-	-	-	-	-	586 (1,292)	370 (816)	312 (688)	851 (1,876)	557 (1,228)	470 (1,036)

Tab. 2: Lifting force tables ET18 revolving superstructure not tilted – cabin and standard travel gear with long dipper stick



















**WACKER
NEUSON**
all it takes!

Lifting force tables ET18 – Revolving superstructure not tilted

A B				3.0 m (9'-10")			2.5 m (98 in)			2.0 m (79 in)			1.5 m ()		
															
2.5 m (98 in)	382 (842)	382 (842)	313 (690)	-	-	-	366 (807)	366 (807)	344 (758)	-	-	-	-	-	-
2.0 m (79 in)	384 (847)	352 (776)	258 (569)	-	-	-	371 (818)	371 (818)	341 (752)	-	-	-	-	-	-
1.0 m (39 in)	402 (886)	299 (659)	217 (478)	423 (933)	340 (750)	247 (545)	492 (1,085)	440 (970)	320 (706)	641 (1,413)	607 (1,338)	435 (959)	-	-	-
0.0 m (0.0 in)	430 (948)	306 (675)	221 (487)	466 (1,027)	330 (728)	237 (522)	591 (1,303)	421 (928)	302 (666)	814 (1,795)	575 (1,268)	406 (895)	1257 (2,771)	894 (1,971)	611 (1,347)
-1.0 m (-39 in)	461 (1,016)	398 (877)	286 (631)	-	-	-	507 (1,118)	423 (933)	303 (668)	702 (1,548)	577 (1,272)	408 (899)	1004 (2,213)	905 (1,995)	621 (1,369)
-1.5 m (-59 in)	460 (1,014)	460 (1,014)	413 (911)	-	-	-	-	-	-	475 (1,047)	475 (1,047)	422 (930)	705 (1,554)	705 (1,554)	637 (1,404)

Tab. 3: Lifting force tables ET18 revolving superstructure not tilted – cabin and telescopic travel gear with short dipper stick

















A B				3.0 m (9'-10")			2.5 m (98 in)			2.0 m (79 in)			1.5 m ()		
															
2.5 m (98 in)	341 (752)	341 (752)	273 (602)	-	-	-	304 (670)	304 (670)	304 (670)	-	-	-	-	-	-
2.0 m (79 in)	346 (763)	316 (697)	230 (507)	335 (739)	335 (739)	256 (564)	318 (701)	318 (701)	318 (701)	-	-	-	-	-	-
1.0 m (39 in)	365 (805)	273 (602)	196 (432)	392 (864)	337 (743)	244 (538)	448 (988)	439 (968)	319 (703)	567 (1,250)	567 (1,250)	438 (966)	-	-	-
0.0 m (0.0 in)	393 (866)	277 (611)	198 (437)	454 (1,001)	324 (714)	232 (511)	573 (1,263)	416 (917)	296 (653)	793 (1,748)	569 (1,254)	400 (882)	1271 (2,802)	883 (1,947)	600 (1,323)
-1.0 m (-39 in)	426 (939)	345 (761)	247 (545)	-	-	-	541 (1,193)	412 (908)	293 (646)	740 (1,631)	566 (1,248)	397 (876)	1089 (2,401)	889 (1,960)	606 (1,336)
-1.5 m (-59 in)	440 (970)	440 (970)	326 (719)	-	-	-	-	-	-	586 (1,292)	575 (1,268)	406 (895)	851 (1,876)	851 (1,876)	619 (1,365)

Tab. 4: Lifting force tables ET18 revolving superstructure not tilted – cabin and telescopic travel gear with long dipper stick



















**WACKER
NEUSON**
all it takes!

Lifting force tables ET18 – Revolving superstructure not tilted

A B				3.0 m (9'-10")			2.5 m (98 in)			2.0 m (79 in)			1.5 m ()		
															
2.5 m (98 in)	381 (840)	381 (840)	282 (622)	-	-	-	362 (798)	362 (798)	328 (723)	-	-	-	-	-	-
2.0 m (79 in)	385 (849)	377 (831)	236 (520)	383 (844)	383 (844)	241 (531)	379 (836)	379 (836)	324 (714)	-	-	-	-	-	-
1.0 m (39 in)	405 (893)	329 (725)	202 (445)	430 (948)	374 (825)	231 (509)	507 (1,118)	483 (1,065)	301 (664)	673 (1,484)	663 (1,462)	414 (913)	-	-	-
0.0 m (0.0 in)	434 (957)	344 (758)	209 (461)	465 (1,025)	365 (805)	222 (489)	594 (1,310)	465 (1,025)	284 (626)	816 (1,799)	636 (1,402)	387 (853)	1243 (2,740)	993 (2,189)	598 (1,318)
-1.0 m (-39 in)	464 (1,023)	464 (1,023)	286 (631)	-	-	-	472 (1,041)	470 (1,036)	289 (637)	671 (1,479)	641 (1,413)	392 (864)	956 (2,108)	956 (2,108)	611 (1,347)
-1.5 m (-59 in)	451 (994)	451 (994)	451 (994)	-	-	-	-	-	-	-	-	-	607 (1,338)	607 (1,338)	607 (1,338)

Tab. 5: Lifting force tables ET18 revolving superstructure not tilted – cabin, telescopic travel gear and vertical digging system (VDS) with short dipper stick

















A B				3.0 m (9'-10")			2.5 m (98 in)			2.0 m (79 in)			1.5 m ()		
															
2.5 m (98 in)	341 (752)	341 (752)	246 (542)	-	-	-	303 (668)	303 (668)	303 (668)	-	-	-	-	-	-
2.0 m (79 in)	347 (765)	340 (750)	210 (463)	337 (743)	337 (743)	241 (531)	327 (721)	327 (721)	325 (717)	-	-	-	-	-	-
1.0 m (39 in)	367 (809)	301 (664)	182 (401)	400 (882)	371 (818)	228 (503)	466 (1,027)	466 (1,027)	300 (661)	603 (1,329)	603 (1,329)	416 (917)	-	-	-
0.0 m (0.0 in)	396 (873)	311 (686)	186 (410)	457 (1,008)	359 (791)	216 (476)	579 (1,276)	460 (1,014)	278 (613)	800 (1,764)	629 (1,387)	380 (838)	1268 (2,795)	981 (2,163)	586 (1,292)
-1.0 m (-39 in)	430 (948)	400 (882)	242 (534)	-	-	-	522 (1,151)	459 (1,012)	277 (611)	718 (1,583)	629 (1,387)	380 (838)	1050 (2,315)	990 (2,183)	595 (1,312)
-1.5 m (-59 in)	441 (972)	441 (972)	341 (752)	-	-	-	-	-	-	531 (1,171)	531 (1,171)	392 (864)	779 (1,717)	779 (1,717)	611 (1,347)

Tab. 6: Lifting force tables ET18 revolving superstructure not tilted – cabin, telescopic travel gear and vertical digging system (VDS) with long dipper stick



















**WACKER
NEUSON**
all it takes!

Lifting force tables ET18 – Revolving superstructure not tilted

A B				3.0 m (9'-10")			2.5 m (98 in)			2.0 m (79 in)			1.5 m ()		
															
2.5 m (98 in)	382 (842)	268 (591)	227 (500)	-	-	-	366 (807)	294 (648)	251 (553)	-	-	-	-	-	-
2.0 m (79 in)	384 (847)	220 (485)	184 (406)	-	-	-	371 (818)	292 (644)	248 (547)	-	-	-	-	-	-
1.0 m (39 in)	402 (886)	183 (403)	152 (335)	423 (933)	209 (461)	174 (384)	492 (1,085)	271 (597)	227 (500)	641 (1,413)	368 (811)	310 (683)	-	-	-
0.0 m (0.0 in)	430 (948)	186 (410)	153 (337)	466 (1,027)	200 (441)	165 (364)	591 (1,303)	253 (558)	210 (463)	814 (1,795)	339 (747)	281 (619)	1257 (2,771)	504 (1,111)	419 (924)
-1.0 m (-39 in)	461 (1,016)	241 (531)	200 (441)	-	-	-	507 (1,118)	255 (562)	211 (465)	702 (1,548)	341 (752)	283 (624)	1004 (2,213)	514 (1,133)	428 (944)
-1.5 m (-59 in)	460 (1,014)	347 (765)	291 (642)	-	-	-	-	-	-	475 (1,047)	354 (780)	296 (653)	705 (1,554)	529 (1,166)	444 (979)

Tab. 7: Lifting force tables ET18 revolving superstructure not tilted – canopy and standard travel gear with short dipper stick

















A B				3.0 m (9'-10")			2.5 m (98 in)			2.0 m (79 in)			1.5 m ()		
															
2.5 m (98 in)	341 (752)	232 (511)	196 (432)	-	-	-	304 (670)	297 (655)	253 (558)	-	-	-	-	-	-
2.0 m (79 in)	346 (763)	195 (430)	163 (359)	335 (739)	218 (481)	183 (403)	318 (701)	293 (646)	249 (549)	-	-	-	-	-	-
1.0 m (39 in)	365 (805)	165 (364)	135 (298)	392 (864)	206 (454)	171 (377)	448 (988)	270 (595)	226 (498)	567 (1,250)	370 (816)	312 (688)	-	-	-
0.0 m (0.0 in)	393 (866)	166 (366)	135 (298)	454 (1,001)	194 (428)	159 (351)	573 (1,263)	248 (547)	204 (450)	793 (1,748)	333 (734)	275 (606)	1271 (2,802)	494 (1,089)	408 (899)
-1.0 m (-39 in)	426 (939)	206 (454)	169 (373)	-	-	-	541 (1,193)	245 (540)	201 (443)	740 (1,631)	330 (728)	272 (600)	1089 (2,401)	498 (1,098)	413 (911)
-1.5 m (-59 in)	440 (970)	274 (604)	227 (500)	-	-	-	-	-	-	586 (1,292)	339 (747)	281 (619)	851 (1,876)	511 (1,127)	425 (937)

Tab. 8: Lifting force tables ET18 revolving superstructure not tilted – canopy and standard travel gear with long dipper stick



















**WACKER
NEUSON**
all it takes!

Lifting force tables ET18 – Revolving superstructure not tilted

A B				3.0 m (9'-10")			2.5 m (98 in)			2.0 m (79 in)			1.5 m ()		
															
2.5 m (98 in)	382 (842)	382 (842)	289 (637)	-	-	-	366 (807)	366 (807)	317 (699)	-	-	-	-	-	-
2.0 m (79 in)	384 (847)	326 (719)	237 (522)	-	-	-	371 (818)	371 (818)	315 (694)	-	-	-	-	-	-
1.0 m (39 in)	402 (886)	276 (608)	198 (437)	423 (933)	314 (692)	226 (498)	492 (1,085)	408 (899)	294 (648)	641 (1,413)	563 (1,241)	400 (882)	-	-	-
0.0 m (0.0 in)	430 (948)	282 (622)	201 (443)	466 (1,027)	304 (670)	216 (476)	591 (1,303)	389 (858)	275 (606)	814 (1,795)	531 (1,171)	371 (818)	1257 (2,771)	827 (1,823)	559 (1,232)
-1.0 m (-39 in)	461 (1,016)	368 (811)	261 (575)	-	-	-	507 (1,118)	390 (860)	277 (611)	702 (1,548)	533 (1,175)	373 (822)	1004 (2,213)	838 (1,847)	569 (1,254)
-1.5 m (-59 in)	460 (1,014)	460 (1,014)	379 (836)	-	-	-	-	-	-	475 (1,047)	475 (1,047)	387 (853)	705 (1,554)	705 (1,554)	586 (1,292)

















Tab. 9: Lifting force tables ET18 revolving superstructure not tilted – canopy and telescopic travel gear with short dipper stick

A B				3.0 m (9'-10")			2.5 m (98 in)			2.0 m (79 in)			1.5 m ()		
															
2.5 m (98 in)	341 (752)	341 (752)	251 (553)	-	-	-	304 (670)	304 (670)	304 (670)	-	-	-	-	-	-
2.0 m (79 in)	346 (763)	292 (644)	211 (465)	335 (739)	324 (714)	235 (518)	318 (701)	318 (701)	316 (697)	-	-	-	-	-	-
1.0 m (39 in)	365 (805)	251 (553)	179 (395)	392 (864)	311 (686)	223 (492)	448 (988)	407 (897)	292 (644)	567 (1,250)	566 (1,248)	403 (888)	-	-	-
0.0 m (0.0 in)	393 (866)	255 (562)	180 (397)	454 (1,001)	298 (657)	210 (463)	573 (1,263)	383 (844)	270 (595)	793 (1,748)	525 (1,157)	365 (805)	1271 (2,802)	816 (1,799)	549 (1,210)
-1.0 m (-39 in)	426 (939)	318 (701)	224 (494)	-	-	-	541 (1,193)	380 (838)	267 (589)	740 (1,631)	522 (1,151)	362 (798)	1089 (2,401)	822 (1,812)	554 (1,221)
-1.5 m (-59 in)	440 (970)	422 (930)	298 (657)	-	-	-	-	-	-	586 (1,292)	532 (1,173)	371 (818)	851 (1,877)	837 (1,845)	567 (1,250)

















Tab. 10: Lifting force tables ET18 revolving superstructure not tilted – canopy and telescopic travel gear with long dipper stick



Lifting force tables ET18 – Revolving superstructure not tilted

A B				3.0 m (9'-10")			2.5 m (98 in)			2.0 m (79 in)			1.5 m ()		
															
2.5 m (98 in)	381 (840)	381 (840)	256 (564)	-	-	-	362 (798)	362 (798)	298 (657)	-	-	-	-	-	-
2.0 m (79 in)	385 (849)	351 (774)	212 (467)	383 (844)	358 (789)	217 (478)	379 (836)	379 (836)	294 (648)	-	-	-	-	-	-
1.0 m (39 in)	405 (893)	306 (675)	180 (397)	430 (948)	348 (767)	207 (456)	507 (1,118)	450 (992)	271 (597)	673 (1,484)	619 (1,365)	374 (825)	-	-	-
0.0 m (0.0 in)	434 (957)	319 (703)	186 (410)	465 (1,025)	339 (747)	198 (437)	594 (1,310)	433 (955)	254 (560)	816 (1,799)	591 (1,303)	347 (765)	1243 (2,740)	924 (2,037)	537 (1,184)
-1.0 m (-39 in)	464 (1,023)	433 (955)	256 (564)	-	-	-	472 (1,041)	437 (963)	259 (571)	671 (1,479)	597 (1,316)	352 (776)	956 (2,108)	938 (2,068)	550 (1,213)
-1.5 m (-59 in)	451 (994)	451 (994)	415 (915)	-	-	-	-	-	-	-	-	-	607 (1,338)	607 (1,338)	571 (1,259)

Tab. 11: Lifting force tables ET18 revolving superstructure not tilted – canopy, telescopic travel gear and vertical digging system (VDS) with short dipper stick

A B				3.0 m (9'-10")			2.5 m (98 in)			2.0 m (79 in)			1.5 m ()		
															
2.5 m (98 in)	341 (752)	341 (752)	222 (489)	-	-	-	303 (668)	303 (668)	301 (664)	-	-	-	-	-	-
2.0 m (79 in)	347 (765)	316 (697)	189 (417)	337 (743)	337 (743)	217 (478)	327 (721)	327 (721)	295 (650)	-	-	-	-	-	-
1.0 m (39 in)	367 (809)	279 (615)	161 (355)	400 (882)	345 (761)	204 (450)	466 (1,027)	449 (990)	270 (595)	603 (1,329)	603 (1,329)	376 (829)	-	-	-
0.0 m (0.0 in)	396 (873)	289 (637)	165 (364)	457 (1,008)	333 (734)	192 (423)	579 (1,276)	427 (941)	248 (547)	800 (1,764)	585 (1,290)	340 (750)	1268 (2,795)	912 (2,011)	525 (1,157)
-1.0 m (-39 in)	430 (948)	372 (820)	216 (476)	-	-	-	522 (1,151)	426 (939)	247 (545)	718 (1,583)	585 (1,290)	340 (750)	1050 (2,315)	921 (2,030)	534 (1,177)
-1.5 m (-59 in)	441 (972)	441 (972)	306 (675)	-	-	-	-	-	-	531 (1,171)	531 (1,171)	352 (776)	779 (1,717)	779 (1,717)	551 (1,215)

Tab. 12: Lifting force tables ET18 revolving superstructure not tilted – canopy and telescopic travel gear with long dipper stick



Lifting force tables ET18 – Revolving superstructure tilted

A \ B			3.0 m (9'-10")		2.5 m (98 in)		2.0 m (79 in)		1.5 m (59 in)	
	short dipper stick	long dipper stick	short dipper stick	long dipper stick	short dipper stick	long dipper stick	short dipper stick	long dipper stick	short dipper stick	long dipper stick
2.5 m (98 in)	382 (841)	343 (756)	-	336 (741)	361 (796)	306 (675)	-	-	-	-
2.0 m (79 in)	357 (787)	323 (712)	377 (831)	343 (756)	394 (867)	344 (758)	-	-	-	-
1.0 m (39 in)	322 (710)	394 (868)	365 (805)	362 (798)	471 (1,038)	469 (1,034)	644 (1,420)	645 (1,422)	-	-
0.0 m (0.0 in)	347 (765)	313 (690)	358 (789)	351 (774)	456 (1,005)	450 (992)	623 (1,374)	616 (1,358)	974 (2,147)	961 (2,119)
-1.0 m (-39 in)	466 (1,027)	427 (941)	-	-	-	453 (999)	608 (1,340)	620 (1,366)	866 (1,909)	975 (2,150)
-1.5 m (-59 in)	-	437 (963)	-	-	-	-	-	-	-	634 (1,398)

Tab. 13: Lifting force tables ET18 revolving superstructure tilted – vertical digging system (VDS), cabin, arm system uphill

A \ B			3.0 m (9'-10")		2.5 m (98 in)		2.0 m (79 in)		1.5 m (59 in)	
	short dipper stick	long dipper stick	short dipper stick	long dipper stick	short dipper stick	long dipper stick	short dipper stick	long dipper stick	short dipper stick	long dipper stick
2.5 m (98 in)	297 (655)	264 (582)	-	275 (606)	361 (796)	306 (675)	-	-	-	-
2.0 m (79 in)	258 (569)	232 (512)	273 (602)	272 (600)	360 (794)	344 (758)	-	-	-	-
1.0 m (39 in)	231 (509)	209 (460)	262 (578)	258 (569)	337 (743)	334 (736)	455 (1,003)	456 (1,056)	-	-
0.0 m (0.0 in)	247 (545)	221 (487)	255 (562)	248 (547)	323 (712)	316 (697)	435 (959)	428 (944)	661 (1,457)	648 (1,428)
-1.0 m (-39 in)	361 (796)	302 (666)	-	-	-	320 (706)	445 (981)	432 (952)	678 (1,495)	661 (1,457)
-1.5 m (-59 in)	-	437 (963)	-	-	-	-	-	-	-	634 (1,398)

Tab. 14: Lifting force tables ET18 revolving superstructure tilted – vertical digging system (VDS), cabin, arm system downhill



Lifting force tables ET18 – Revolving superstructure tilted

A \ B			3.0 m (9'-10")		2.5 m (98 in)		2.0 m (79 in)		1.5 m (59 in)	
	short dipper stick	long dipper stick	short dipper stick	long dipper stick	short dipper stick	long dipper stick	short dipper stick	long dipper stick	short dipper stick	long dipper stick
2.5 m (98 in)	382 (841)	339 (747)	-	336 (741)	361 (796)	306 (675)	-	-	-	-
2.0 m (79 in)	332 (732)	300 (661)	351 (774)	343 (756)	394 (869)	344 (758)	-	-	-	-
1.0 m (39 in)	299 (690)	372 (820)	339 (747)	336 (741)	438 (966)	436 (961)	600 (1,323)	601 (1,325)	-	-
0.0 m (0.0 in)	322 (710)	290 (639)	332 (732)	325 (718)	423 (933)	417 (919)	579 (1,277)	572 (1,261)	906 (1,997)	893 (1,969)
-1.0 m (-39 in)	466 (1,027)	396 (873)	-	-	-	421 (928)	589 (1,299)	576 (1,270)	866 (1,909)	907 (2,000)
-1.5 m (-59 in)	-	437 (963)	-	-	-	-	-	-	-	634 (1,398)

Tab. 15: Lifting force tables ET18 revolving superstructure tilted – vertical digging system (VDS), canopy, arm system uphill

A \ B			3.0 m (9'-10")		2.5 m (98 in)		2.0 m (79 in)		1.5 m (59 in)	
	short dipper stick	long dipper stick	short dipper stick	long dipper stick	short dipper stick	long dipper stick	short dipper stick	long dipper stick	short dipper stick	long dipper stick
2.5 m (98 in)	274 (604)	243 (536)	-	253 (558)	340 (750)	306 (675)	-	-	-	-
2.0 m (79 in)	237 (523)	213 (470)	251 (553)	250 (551)	333 (734)	333 (734)	-	-	-	-
1.0 m (39 in)	211 (465)	191 (421)	240 (529)	237 (522)	309 (681)	307 (677)	419 (924)	420 (926)	-	-
0.0 m (0.0 in)	226 (498)	202 (445)	233 (514)	226 (498)	296 (653)	289 (637)	399 (880)	392 (864)	608 (1,340)	595 (1,312)
-1.0 m (-39 in)	332 (732)	277 (611)	-	-	-	293 (646)	409 (902)	396 (873)	624 (1,376)	608 (1,340)
-1.5 m (-59 in)	-	435 (959)	-	-	-	-	-	-	-	628 (1,385)

Tab. 16: Lifting force tables ET18 revolving superstructure tilted – vertical digging system (VDS), canopy, arm system downhill